
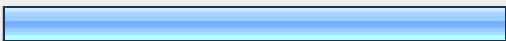





NEASC 2010 Self-Study Undergraduate Student Survey






1. I think of Saint Michael's College as a "caring community."			Response Percent	Response Count
Strongly Agree			48.9%	348
Agree			44.9%	320
Uncertain			4.6%	33
Disagree			1.0%	7
Strongly Disagree			0.6%	4
			<i>answered question</i>	712
			<i>skipped question</i>	0

2. Saint Michael's College has helped me develop a deeper respect for all individuals regardless of race, gender, religion or sexual orientation.			Response Percent	Response Count
Strongly Agree			28.1%	199
Agree			50.9%	361
Uncertain			15.2%	108
Disagree			4.7%	33
Strongly Disagree			1.1%	8
			<i>answered question</i>	709
			<i>skipped question</i>	3






3. Saint Michael's College is committed to promoting an educational atmosphere where issues of integrity and fairness can be openly considered.

		Response Percent	Response Count
Strongly Agree		35.3%	250
Agree		55.5%	393
Uncertain		6.8%	48
Disagree		1.8%	13
Strongly Disagree		0.6%	4
		answered question	708
		skipped question	4






4. Saint Michael's College must work harder to increase diversity among faculty, staff, and students.

		Response Percent	Response Count
Strongly Agree		19.2%	136
Agree		33.7%	239
Uncertain		27.2%	193
Disagree		16.5%	117
Strongly Disagree		3.4%	24
		answered question	709
		skipped question	3






5. Most students at Saint Michael's College are committed to academic honesty and integrity in and outside the classroom.

		Response Percent	Response Count
Strongly Agree		17.6%	124
Agree		60.8%	429
Uncertain		15.6%	110
Disagree		4.8%	34
Strongly Disagree		1.3%	9
		answered question	706
		skipped question	6

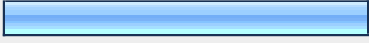
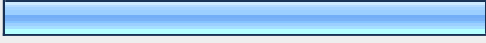



6. The education I am receiving at Saint Michael's has helped deepen my understanding of moral and ethical problems.

		Response Percent	Response Count
Strongly Agree		33.7%	238
Agree		51.4%	363
Uncertain		11.3%	80
Disagree		3.0%	21
Strongly Disagree		0.6%	4
		answered question	706
		skipped question	6

7. Saint Michael's College provides an environment that encourages the intellectual and personal development of its students.

		Response Percent	Response Count
Strongly Agree		44.0%	310
Agree		49.4%	348
Uncertain		3.5%	25
Disagree		2.0%	14
Strongly Disagree		1.1%	8
		answered question	705
		skipped question	7

8. Saint Michael's College provides its students with the resources and services necessary to achieve academic success.

		Response Percent	Response Count
Strongly Agree		40.1%	284
Agree		53.0%	376
Uncertain		4.1%	29
Disagree		2.5%	18
Strongly Disagree		0.3%	2
		answered question	709
		skipped question	3

9. Please rate the following academic services provided by Saint Michael's College:

	I did not participate in or use this service	Would rate Service as "Very Helpful"	Would rate Service as "Helpful"	Would rate Service as "Not Very Helpful"	Would rate Service as "Not At All Helpful"	Response Count
Study Skills Program	86.3% (586)	4.6% (31)	8.5% (58)	0.4% (3)	0.1% (1)	679
Peer Tutoring	73.9% (501)	12.2% (83)	13.0% (88)	0.7% (5)	0.1% (1)	678
Study Hints on Website	74.0% (502)	9.3% (63)	14.3% (97)	2.1% (14)	0.3% (2)	678
Writing Center Services	64.6% (437)	19.5% (132)	13.2% (89)	2.4% (16)	0.3% (2)	676
Study Abroad Office Services	60.3% (407)	23.1% (156)	14.1% (95)	2.2% (15)	0.3% (2)	675
Internship Office Services	76.5% (517)	10.7% (72)	9.8% (66)	2.2% (15)	0.9% (6)	676
Resume Workshops	72.3% (489)	19.1% (129)	7.7% (52)	0.7% (5)	0.1% (1)	676
Business Etiquette Dinner	91.8% (623)	4.7% (32)	2.7% (18)	0.6% (4)	0.3% (2)	679
Graduate School Fairs/Information	80.6% (546)	8.0% (54)	9.3% (63)	1.9% (13)	0.1% (1)	677
Graduate School Exam Workshops (i.e. Kaplan)	90.7% (616)	4.3% (29)	4.4% (30)	0.4% (3)	0.1% (1)	679
Practice Interviews	90.3% (613)	6.3% (43)	2.8% (19)	0.6% (4)	0.0% (0)	679
Job/Career/Volunteer Fair	77.3% (522)	9.9% (67)	10.8% (73)	1.3% (9)	0.6% (4)	675
Learning Disability Support Services	92.6% (625)	5.2% (35)	1.9% (13)	0.1% (1)	0.1% (1)	675
Library Services	9.6% (65)	58.4% (395)	29.1% (197)	2.7% (18)	0.1% (1)	676
	answered question					681
	skipped question					31

10. If you would like, please comment further on any of the academic support services listed above:

	Response Count
	50
	answered question
	50
	skipped question
	662






11. I feel comfortable going to Student Health Services for any health issues that may arise for me.

		Response Percent	Response Count
Strongly Agree		28.4%	190
Agree		43.0%	288
Uncertain		14.2%	95
Disagree		11.5%	77
Strongly Disagree		3.0%	20
		answered question	670
		skipped question	42

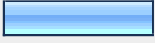
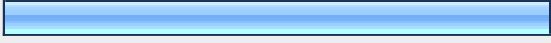
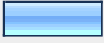
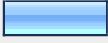

12. I feel comfortable going to the Student Resource Center for personal counseling.

		Response Percent	Response Count
Strongly Agree		20.4%	136
Agree		43.2%	288
Uncertain		28.2%	188
Disagree		6.4%	43
Strongly disagree		1.8%	12
		answered question	667
		skipped question	45

13. I feel that administrative personnel and offices at Saint Michael's College adequately meet the needs of the student body.

		Response Percent	Response Count
Strongly Agree		17.3%	115
Agree		66.6%	443
Uncertain		11.6%	77
Disagree		3.5%	23
Strongly Disagree		1.1%	7
		<i>answered question</i>	665
		<i>skipped question</i>	47

14. I feel that campus facilities generally meet the needs of the student body.

		Response Percent	Response Count
Strongly Agree		16.1%	108
Agree		60.1%	403
Uncertain		10.6%	71
Disagree		11.2%	75
Strongly Disagree		1.9%	13
		<i>answered question</i>	670
		<i>skipped question</i>	42

15. I feel that current technology on campus meets the needs of the student body.

		Response Percent	Response Count
Strongly Agree		12.4%	83
Agree		54.2%	362
Uncertain		11.2%	75
Disagree		18.4%	123
Strongly Disagree		3.7%	25
		<i>answered question</i>	668
		<i>skipped question</i>	44

16. I feel safe on campus.

		Response Percent	Response Count
Strongly Agree		51.7%	345
Agree		43.6%	291
Uncertain		3.0%	20
Disagree		1.3%	9
Strongly Disagree		0.3%	2
		<i>answered question</i>	667
		<i>skipped question</i>	45






17. I feel that the Department of Public Safety responds in a timely manner to any student concerns.

		Response Percent	Response Count
Strongly Agree		22.6%	150
Agree		47.1%	313
Uncertain		22.1%	147
Disagree		6.2%	41
Strongly Disagree		2.1%	14
		answered question	665
		skipped question	47






18. I feel that Residence Life Staff members adequately meet student needs.

		Response Percent	Response Count
Strongly Agree		24.8%	162
Agree		58.1%	380
Uncertain		11.0%	72
Disagree		5.0%	33
Strongly Disagree		1.1%	7
		answered question	654
		skipped question	58

19. I feel that Residence Life Staff are attentive to student concerns.

		Response Percent	Response Count
Strongly Agree		25.1%	166
Agree		54.5%	360
Uncertain		14.2%	94
Disagree		4.7%	31
Strongly Disagree		1.5%	10
		answered question	661
		skipped question	51

20. I feel that the Student Association has a voice in campus governance.

		Response Percent	Response Count
Strongly Agree		20.9%	140
Agree		51.3%	343
Uncertain		23.8%	159
Disagree		3.3%	22
Strongly Disagree		0.7%	5
		answered question	669
		skipped question	43


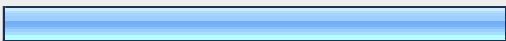



21. I feel that there are an adequate number of student leadership positions offered on campus.

		Response Percent	Response Count
Strongly Agree		21.1%	140
Agree		55.2%	367
Uncertain		18.3%	122
Disagree		4.7%	31
Strongly Disagree		0.8%	5
		answered question	665
		skipped question	47






22. I feel that there are enough ways to get involved on campus outside of the classroom.

		Response Percent	Response Count
Strongly Agree		48.3%	319
Agree		40.5%	268
Uncertain		5.6%	37
Disagree		4.5%	30
Strongly Disagree		1.1%	7
		answered question	661
		skipped question	51

23. I feel that the educational programs offered at Saint Michael's College introduce me to different cultures, ways of life, and meanings.

		Response Percent	Response Count
Strongly Agree		27.2%	181
Agree		55.4%	369
Uncertain		12.5%	83
Disagree		4.1%	27
Strongly Disagree		0.9%	6
		answered question	666
		skipped question	46

24. I feel that there are an adequate number of educational programs on topics such as alcohol, safety, sexual assault, sustainability, etc.

		Response Percent	Response Count
Strongly Agree		24.6%	164
Agree		59.4%	397
Uncertain		11.2%	75
Disagree		4.2%	28
Strongly Disagree		0.6%	4
		answered question	668
		skipped question	44

25. If you would like, please comment further on any of the residential services listed above.

		Response Count
		76
		answered question
		76
		skipped question
		636

26. Please indicate whether you have participated in the following activities:

	Yes	No	Response Count
Intramural sports teams	47.3% (310)	52.7% (345)	655
Varsity sports teams	17.5% (114)	82.5% (537)	651
Clubs and organizations	82.2% (537)	17.8% (116)	653
Service activities through MOVE	66.8% (437)	33.2% (217)	654
LEAP or another retreat offered through Campus Ministry	20.4% (133)	79.6% (520)	653
Other Campus Ministry-related activities (Liturgical Choir, Altar Servers, Lectures, etc.)	15.6% (102)	84.4% (551)	653
Held a position in the Student Association	11.3% (74)	88.7% (579)	653
Attended a Student Association meeting	35.1% (229)	64.9% (423)	652
A program sponsored by Multicultural Student Affairs	50.4% (329)	49.6% (324)	653
Held a leadership position	37.8% (246)	62.2% (405)	651
Weekend programs sponsored by the Residence Life staff	76.1% (498)	23.9% (156)	654
Educational programs sponsored by the Residence Life staff	63.8% (416)	36.2% (236)	652
Educational programs sponsored by other departments on campus	69.1% (448)	30.9% (200)	648
Late Knight Food and Fun program in the quad or the international commons areas sponsored by Residence Life	89.3% (585)	10.7% (70)	655
Got S.K.I.L.L.S.? programs	89.4% (585)	10.6% (69)	654
Leadership class	8.4% (54)	91.6% (590)	644
Wilderness Program outings or workshops	29.7% (192)	70.3% (455)	647
	answered question		657






27. If you would like, please share your comments about any of the organizations/programs mentioned above.






	Response Count
	42
<i>answered question</i>	42
<i>skipped question</i>	670

28. Please use the drop down menus below to respond to each of the following statements regarding both the "Student Code of Conduct" and "Academic Catalogue".






Student Code of Conduct					
	Strongly Agree	Agree	Uncertain	Disagree	Strongly Disagree
I know what types of information are contained in this document.	12.6% (82)	56.4% (367)	20.9% (136)	7.8% (51)	2.3% (15)
I refer to this document on a regular basis throughout the academic year.	0.8% (5)	4.0% (26)	9.8% (64)	49.5% (322)	35.9% (235)
I am aware that each document contains guidelines regarding appropriate probation/dismissal procedures.	27.4% (178)	57.2% (372)	9.7% (63)	4.3% (28)	1.4% (9)
I know where to find this document (office or on-line) if I need information.	20.1% (131)	39.8% (259)	20.1% (131)	13.4% (87)	6.6% (43)
Academic Catalogue					
	Strongly Agree	Agree	Uncertain	Disagree	Strongly Disagree
I know what types of information are contained in this document.	28.0% (182)	54.5% (354)	12.8% (83)	3.2% (21)	1.5% (10)
I refer to this document on a regular basis throughout the academic year.	17.1% (111)	40.2% (261)	10.3% (67)	22.2% (144)	10.2% (66)
I am aware that each document contains guidelines regarding appropriate probation/dismissal procedures.	22.1% (143)	52.7% (341)	17.0% (110)	6.6% (43)	1.5% (10)
I know where to find this document					

(office or on-line) if I need information.	30.7% (197)	45.6% (293)	13.9% (89)	6.2% (40)	3.6%
	answered question				
	skipped question				






29. I feel that judicial policies are explained adequately.			
		Response Percent	Response Count
Strongly Agree		11.0%	72
Agree		52.4%	343
Uncertain		27.0%	177
Disagree		7.6%	50
Strongly Disagree		2.0%	13
		answered question	
		655	
		skipped question	
		57	

30. I feel that academic policies are explained adequately.			
		Response Percent	Response Count
Strongly Agree		18.6%	122
Agree		65.0%	426
Uncertain		13.0%	85
Disagree		2.9%	19
Strongly Disagree		0.5%	3
		answered question	
		655	
		skipped question	
		57	






31. I find it easy to learn from Saint Michael's College faculty.

		Response Percent	Response Count
Strongly Agree		30.8%	197
Agree		63.0%	403
Uncertain		4.4%	28
Disagree		1.4%	9
Strongly Disagree		0.5%	3
		answered question	640
		skipped question	72

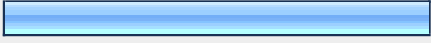
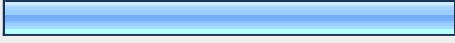


32. Saint Michael's College faculty make difficult subjects more accessible.

		Response Percent	Response Count
Strongly Agree		23.2%	149
Agree		59.4%	381
Uncertain		12.6%	81
Disagree		4.5%	29
Strongly Disagree		0.2%	1
		answered question	641
		skipped question	71






33. Saint Michael's College faculty are enthusiastic about their subjects.

		Response Percent	Response Count
Strongly Agree		42.7%	273
Agree		53.1%	339
Uncertain		3.1%	20
Disagree		0.9%	6
Strongly Disagree		0.2%	1
		answered question	639
		skipped question	73






34. I am confident that my teachers are knowledgeable in their discipline.

		Response Percent	Response Count
Strongly Agree		46.9%	300
Agree		49.6%	317
Uncertain		2.2%	14
Disagree		1.3%	8
Strongly Disagree		0.0%	0
		answered question	639
		skipped question	73

35. My teachers seem well organized and well prepared for every class.

		Response Percent	Response Count
Strongly Agree		33.5%	213
Agree		58.5%	372
Uncertain		5.8%	37
Disagree		2.0%	13
Strongly Disagree		0.2%	1
		answered question	636
		skipped question	76

36. My teachers have convenient office hours.

		Response Percent	Response Count
Strongly Agree		18.8%	120
Agree		54.9%	350
Uncertain		15.7%	100
Disagree		9.7%	62
Strongly Disagree		0.8%	5
		answered question	637
		skipped question	75

37. My teachers' offices are easy to find and visit.

		Response Percent	Response Count
Strongly Agree		33.4%	213
Agree		56.0%	357
Uncertain		6.3%	40
Disagree		4.1%	26
Strongly Disagree		0.3%	2
		answered question	638
		skipped question	74

38. I take advantage of my teachers' office hours.

		Response Percent	Response Count
Strongly Agree		17.8%	113
Agree		51.6%	328
Uncertain		13.5%	86
Disagree		16.0%	102
Strongly Disagree		1.1%	7
		answered question	636
		skipped question	76

39. My teachers are easy to talk to.

		Response Percent	Response Count
Strongly Agree		34.5%	219
Agree		57.2%	363
Uncertain		6.6%	42
Disagree		1.4%	9
Strongly Disagree		0.3%	2
		answered question	635
		skipped question	77

40. I have found it easy to get to know my teachers.

		Response Percent	Response Count
Strongly Agree		29.4%	187
Agree		53.8%	343
Uncertain		11.3%	72
Disagree		5.5%	35
Strongly Disagree		0.0%	0
		answered question	637
		skipped question	75






41. It's easy to find a time to meet with my faculty advisor.

		Response Percent	Response Count
Strongly Agree		29.6%	189
Agree		49.6%	317
Uncertain		10.5%	67
Disagree		7.8%	50
Strongly Disagree		2.5%	16
		answered question	639
		skipped question	73

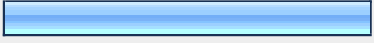
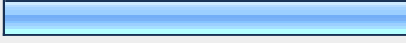



42. My faculty advisor is easy to talk to.






		Response Percent	Response Count
Strongly Agree		43.2%	275
Agree		40.5%	258
Uncertain		8.6%	55
Disagree		4.6%	29
Strongly Disagree		3.1%	20
		answered question	637
		skipped question	75

43. My faculty advisor helps me make my own decisions.



		Response Percent	Response Count
Strongly Agree		40.9%	262
Agree		41.6%	266
Uncertain		8.4%	54
Disagree		5.6%	36
Strongly Disagree		3.4%	22
		<i>answered question</i>	640
		<i>skipped question</i>	72

44. My faculty advisor answers my questions about courses, requirements, and related topics.



		Response Percent	Response Count
Strongly Agree		40.4%	258
Agree		44.2%	282
Uncertain		6.9%	44
Disagree		5.6%	36
Strongly Disagree		2.8%	18
		<i>answered question</i>	638
		<i>skipped question</i>	74

45. My faculty advisor gives me good advice or points me toward someone who can.				
			Response Percent	Response Count
Strongly Agree			41.2%	263
Agree			40.1%	256
Uncertain			9.6%	61
Disagree			5.6%	36
Strongly Disagree			3.4%	22
			answered question	638
			skipped question	74




46. Every college has a formal statement of its goals or "mission". Most students have never actually read their college's mission statement, but many nonetheless have some idea about what the mission is. How about you...					
	Yes	No	Uncertain	Response Count	
Have you ever read Saint Michael's mission statement?	66.2% (413)	22.6% (141)	11.2% (70)	624	
From your perspective, do you think the Mission of Saint Michael's College is widely understood by students?	36.2% (224)	32.5% (201)	31.3% (194)	619	
				answered question	627
				skipped question	85

47. What do you think are the two most prominent strengths of Saint Michael's College (limit 100 character per strength listed).				
			Response Percent	Response Count
1.			100.0%	543
2.			97.1%	527
			answered question	543
			skipped question	169




48. What do you think are the two most prominent weaknesses of Saint Michael's College (limit 100 character per weakness listed).

		Response Percent	Response Count
1.		100.0%	512
2.		85.5%	438
		answered question	512
		skipped question	200

49. Do you think there is:

		Response Percent	Response Count
More cheating here than at most other colleges		1.8%	11
Less cheating here than at most other colleges		50.0%	312
About the same amount of cheating here as most other colleges		48.2%	301
		answered question	624
		skipped question	88

50. Do you think there is:





		Response Percent	Response Count
More discussion of moral issues here than at most other colleges		67.8%	421
Less discussion of moral issues here than at most other colleges		4.7%	29
About the same amount of discussion of moral issues here as most other colleges		27.5%	171
		answered question	621
		skipped question	91



51. Do you think there is:			Response Percent	Response Count
More drinking here than at most other colleges			22.6%	142
Less drinking here than at most other colleges			4.0%	25
About the same amount of drinking here as most other colleges			73.4%	460
			<i>answered question</i>	627
			<i>skipped question</i>	85

52. Have you found either of your religious studies course requirements to be a worthwhile learning experience?			Response Percent	Response Count
Yes			54.0%	337
No			28.4%	177
Have not taken any yet			17.6%	110
			<i>answered question</i>	624
			<i>skipped question</i>	88

53. Have you found either of your philosophy course requirements to be a worthwhile learning experience?			Response Percent	Response Count
Yes			48.5%	302
No			29.7%	185
Have not taken any yet			21.8%	136
			<i>answered question</i>	623
			<i>skipped question</i>	89

54. Is Saint Michael's College a place where you feel comfortable talking about religious and spiritual issues with:			
	Yes	No	Response Count
Your friends?	92.2% (576)	7.8% (49)	625
Your professors?	82.4% (512)	17.6% (109)	621
Other members of the staff?	76.8% (476)	23.2% (144)	620
	<i>answered question</i>		625
	<i>skipped question</i>		87

55. Class year:			
		Response Percent	Response Count
First-Year		24.5%	154
Sophomore		23.2%	146
Junior		26.2%	165
Senior		26.1%	164
	<i>answered question</i>		629
	<i>skipped question</i>		83

56. Gender:			
		Response Percent	Response Count
Female		72.9%	458
Male		27.1%	170
	<i>answered question</i>		628
	<i>skipped question</i>		84

57. Religious Affiliation:

		Response Percent	Response Count
Catholic		53.4%	336
Protestant		11.1%	70
Jewish		0.5%	3
Other		7.0%	44
Unaffiliated		22.1%	139
Prefer not to answer		5.9%	37
		<i>answered question</i>	629
		<i>skipped question</i>	83

58. If you would like to be entered in a drawing for a \$50 gift certificate to the SMC Bookstore for participating in, and completing this survey, please include your name and "SMC e-mail address".

		Response Count
		525
		<i>answered question</i>
		525
		<i>skipped question</i>
		187