


















NEASC 2010 Self-Study Faculty Survey




1. My status as a faculty member at Saint Michael's College is as follows:			Response Percent	Response Count
Junior faculty (untenured tenure-track)			17.2%	27
Senior faculty (tenured)			45.2%	71
Tenured, in phased retirement			2.5%	4
Non-tenure-track full-time faculty			14.0%	22
Part-time or adjunct faculty			21.0%	33
		answered question		157
		skipped question		4

2. I teach:			Response Percent	Response Count
Exclusively undergraduate students			73.2%	115
Exclusively graduate students			3.2%	5
A mix of graduate and undergraduate students			20.4%	32
Other (please specify)			3.2%	5
		answered question		157
		skipped question		4

3. How many years, total, have you worked at Saint Michael's College? (Please answer with a whole number between 1 and 50)			Response Count
			155
		answered question	155
		skipped question	6

4. Gender:			Response Percent	Response Count
Female			50.0%	78
Male			50.0%	78
			<i>answered question</i>	156
			<i>skipped question</i>	5

5. Religious Affiliation:			Response Percent	Response Count
Catholic			35.7%	55
Protestant			9.7%	15
Jewish			4.5%	7
Other			10.4%	16
Unaffiliated			30.5%	47
Prefer not to answer			9.1%	14
			<i>answered question</i>	154
			<i>skipped question</i>	7

6. I have read the mission statement of the College.			Response Percent	Response Count
Yes			94.6%	140
No			1.4%	2
Can't remember			4.1%	6
			<i>answered question</i>	148
			<i>skipped question</i>	13

7. I understand the mission of the College.

		Response Percent	Response Count
Strongly Agree		40.5%	60
Agree		50.0%	74
Uncertain		9.5%	14
Disagree		0.0%	0
Strongly Disagree		0.0%	0
		answered question	148
		skipped question	13

8. I am satisfied that the mission statement clearly expresses the mission of the College.

		Response Percent	Response Count
Strongly Agree		23.8%	35
Agree		52.4%	77
Uncertain		18.4%	27
Disagree		4.1%	6
Strongly Disagree		1.4%	2
		answered question	147
		skipped question	14






9. I am satisfied with the mission of the College, as I understand it.

		Response Percent	Response Count
Strongly Agree		27.4%	40
Agree		54.1%	79
Uncertain		13.0%	19
Disagree		4.1%	6
Strongly Disagree		1.4%	2
		answered question	146
		skipped question	15






10. I support the mission of the College, as I understand it.

		Response Percent	Response Count
Strongly Agree		34.9%	51
Agree		51.4%	75
Uncertain		11.0%	16
Disagree		2.1%	3
Strongly Disagree		0.7%	1
		answered question	146
		skipped question	15






11. The College's mission, as I understand it, influences the design of my courses.

		Response Percent	Response Count
Strongly Agree		16.7%	24
Agree		49.3%	71
Uncertain		17.4%	25
Disagree		15.3%	22
Strongly Disagree		1.4%	2
		answered question	144
		skipped question	17

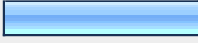
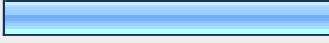
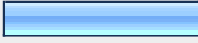
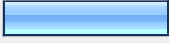

12. The College's mission, as I understand it, influences my scholarly or creative activities.

		Response Percent	Response Count
Strongly Agree		13.8%	20
Agree		41.4%	60
Uncertain		18.6%	27
Disagree		20.7%	30
Strongly Disagree		5.5%	8
		answered question	145
		skipped question	16

13. The College's mission, as I understand it, influences my service at the College.




		Response Percent	Response Count
Strongly Agree		26.7%	39
Agree		49.3%	72
Uncertain		16.4%	24
Disagree		6.2%	9
Strongly Disagree		1.4%	2
		<i>answered question</i>	146
		<i>skipped question</i>	15



14. The College's mission, as I understand it, influences the service I do off-campus.

		Response Percent	Response Count
Strongly Agree		21.4%	31
Agree		35.9%	52
Uncertain		21.4%	31
Disagree		17.9%	26
Strongly Disagree		3.4%	5
		<i>answered question</i>	145
		<i>skipped question</i>	16

15. Please feel free to comment on or explain any of your answers above.






		Response Count
		36
		<i>answered question</i>
		36
		<i>skipped question</i>
		125

16. My teaching load this year is:			Response Percent	Response Count
21 hours			40.3%	54
More than 21 hours			23.1%	31
Less than 21 hours			36.6%	49
If you answered "more" or "less" than 21 hours above, please specify the number of teaching load hours.				69
answered question				134
skipped question				27






17. [This question is for tenured/tenure track faculty only] If you are teaching more than 21 hours this year, are you receiving additional pay for the excess hours?			Response Percent	Response Count
Yes			29.2%	7
No			70.8%	17
answered question				24
skipped question				137

18. In an average week during the academic year (September to May), please estimate how many of your professional work hours are consumed by teaching and related activities (class preparation, grading, advising, office hours, email communication with students, etc.):		Response Count
		133
answered question		133
skipped question		28






19. This year I am serving on the following number of committees:

		Response Percent	Response Count
1		61.2%	60
2		25.5%	25
3		9.2%	9
4		1.0%	1
More		3.1%	3
Other non-committee college service I am doing this year includes:			53
<i>answered question</i>			98
<i>skipped question</i>			63






20. The College has made it clear to me how much time I am expected to spend on my teaching, my scholarship, and my service contributions.

		Response Percent	Response Count
Strongly Agree		13.2%	18
Agree		24.3%	33
Uncertain		22.8%	31
Disagree		32.4%	44
Strongly Disagree		7.4%	10
<i>answered question</i>			136
<i>skipped question</i>			25






21. The College has made it clear how I should divide my work time between teaching, scholarship, and service.

		Response Percent	Response Count
Strongly Agree		8.0%	11
Agree		23.4%	32
Uncertain		29.9%	41
Disagree		29.2%	40
Strongly Disagree		9.5%	13
		<i>answered question</i>	137
		<i>skipped question</i>	24



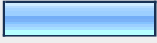
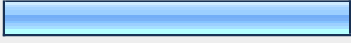
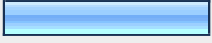
22. I have enough time during the school year for scholarly or creative activities in my field.

		Response Percent	Response Count
Strongly Agree		3.7%	5
Agree		16.9%	23
Uncertain		13.2%	18
Disagree		41.2%	56
Strongly Disagree		25.0%	34
		<i>answered question</i>	136
		<i>skipped question</i>	25

23. I do most of my scholarship/creative work during the summer.

		Response Percent	Response Count
Strongly Agree		18.7%	25
Agree		48.5%	65
Uncertain		8.2%	11
Disagree		19.4%	26
Strongly Disagree		5.2%	7
		answered question	134
		skipped question	27

24. I am satisfied with the amount of time I have for research or creative activities.

		Response Percent	Response Count
Strongly Agree		3.0%	4
Agree		20.1%	27
Uncertain		16.4%	22
Disagree		38.1%	51
Strongly Disagree		22.4%	30
		answered question	134
		skipped question	27






25. The amount of time I devote to scholarship negatively impacts the quality of my teaching.

		Response Percent	Response Count
Usually		1.5%	2
Frequently		5.3%	7
On Occasion		21.4%	28
Rarely, but Sometimes		34.4%	45
Never		37.4%	49
		<i>answered question</i>	131
		<i>skipped question</i>	30






26. The amount of time I devote to teaching negatively impacts my scholarship.

		Response Percent	Response Count
Usually		17.6%	23
Frequently		39.7%	52
On Occasion		22.9%	30
Rarely, but Sometimes		10.7%	14
Never		9.2%	12
		<i>answered question</i>	131
		<i>skipped question</i>	30






27. I sometimes spend more time on service in a week than I do on teaching.

		Response Percent	Response Count
Strongly Agree		1.5%	2
Agree		10.0%	13
Uncertain		6.9%	9
Disagree		49.2%	64
Strongly Disagree		32.3%	42
		<i>answered question</i>	130
		<i>skipped question</i>	31






28. The amount of time I devote to service negatively impacts the quality of my teaching.

		Response Percent	Response Count
Usually		0.8%	1
Frequently		1.5%	2
On Occasion		18.8%	25
Rarely, but Sometimes		32.3%	43
Never		46.6%	62
		<i>answered question</i>	133
		<i>skipped question</i>	28






29. I am satisfied that my workload (including teaching, service, and scholarship) is roughly the same as that of my peers.

		Response Percent	Response Count
Strongly Agree		1.5%	2
Agree		25.6%	34
Uncertain		33.1%	44
Disagree		26.3%	35
Strongly Disagree		13.5%	18
		<i>answered question</i>	133
		<i>skipped question</i>	28


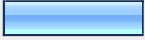



30. I am satisfied with my workload.

		Response Percent	Response Count
Strongly Agree		8.1%	11
Agree		46.3%	63
Uncertain		12.5%	17
Disagree		24.3%	33
Strongly Disagree		8.8%	12
		<i>answered question</i>	136
		<i>skipped question</i>	25






31. I am concerned that the teaching of junior faculty may be adversely impacted by the College's expectations for scholarship prior to tenure.

		Response Percent	Response Count
Strongly Agree		11.3%	15
Agree		25.6%	34
Uncertain		29.3%	39
Disagree		19.5%	26
Strongly Disagree		14.3%	19
		answered question	133
		skipped question	28






32. I am concerned that the teaching of junior faculty may be adversely impacted by the College's expectations for service prior to tenure.

		Response Percent	Response Count
Strongly Agree		2.3%	3
Agree		15.0%	20
Uncertain		36.8%	49
Disagree		33.8%	45
Strongly Disagree		12.0%	16
		answered question	133
		skipped question	28






33. I am satisfied with the progress Saint Michael's College is making toward reaching our goal for salary parity with our peer institutions.

		Response Percent	Response Count
Strongly Agree		3.0%	4
Agree		34.3%	46
Uncertain		37.3%	50
Disagree		16.4%	22
Strongly Disagree		9.0%	12
		<i>answered question</i>	134
		<i>skipped question</i>	27






34. I am satisfied with my current total compensation (salary plus benefits).






		Response Percent	Response Count
Strongly Agree		8.1%	11
Agree		45.2%	61
Uncertain		11.1%	15
Disagree		26.7%	36
Strongly Disagree		8.9%	12
		<i>answered question</i>	135
		<i>skipped question</i>	26

35. I am satisfied with the progress of my total compensation over time.






		Response Percent	Response Count
Strongly Agree		9.2%	12
Agree		41.2%	54
Uncertain		20.6%	27
Disagree		21.4%	28
Strongly Disagree		7.6%	10
		<i>answered question</i>	131
		<i>skipped question</i>	30






36. I am satisfied that Saint Michael's College offers a salary and benefits package that attracts quality faculty who are a good fit with our mission.









		Response Percent	Response Count
Strongly Agree		3.0%	4
Agree		47.4%	63
Uncertain		31.6%	42
Disagree		12.0%	16
Strongly Disagree		6.0%	8
		<i>answered question</i>	133
		<i>skipped question</i>	28

37. I am satisfied with the College's efforts to retain good faculty.			Response Percent	Response Count
Strongly Agree			4.5%	6
Agree			45.9%	61
Uncertain			35.3%	47
Disagree			11.3%	15
Strongly Disagree			3.0%	4
			answered question	133
			skipped question	28








38. The NEASC report will require us to focus on areas for improvement and plans for change. In the space below, please name your top priority for improvement in this area. If you can, please suggest specific changes you would like to see and how and by whom they might be implemented. Also feel free to comment on or explain any of your answers above. (limit 500 characters).		Response Count
		78
		answered question
		78
		skipped question
		83

39. My teaching load is manageable.			Response Percent	Response Count
Strongly Agree			15.2%	20
Agree			60.6%	80
Uncertain			6.1%	8
Disagree			15.9%	21
Strongly Disagree			2.3%	3
			answered question	132
			skipped question	29






40. My teaching load is appropriate, given the mission of the College.			
		Response Percent	Response Count
Strongly Agree		13.0%	17
Agree		50.4%	66
Uncertain		19.8%	26
Disagree		15.3%	20
Strongly Disagree		1.5%	2
		<i>answered question</i>	131
		<i>skipped question</i>	30

41. I regularly engage in the following activities to ensure that my course content is current (check all that apply):			
		Response Percent	Response Count
Reading current articles, research, and/or books		96.2%	128
Attending conferences and conventions		77.4%	103
Attending lectures and seminars by practitioners		63.9%	85
Discussing my field with my peers		93.2%	124
Reviewing new textbooks in my field		73.7%	98
Adopting and using new textbooks in my field		74.4%	99
Doing research, writing, or other work in my field		80.5%	107
Learning from the research that students do for my classes		53.4%	71
		Other (please specify)	18
		<i>answered question</i>	133
		<i>skipped question</i>	28






42. I regularly engage in the following activities to improve my teaching methods (check all that apply):

		Response Percent	Response Count
Reading current articles and/or books about pedagogy in my field		68.4%	91
Participating in workshops, conferences, seminars, lectures, and or conventions about teaching, on-campus or off		63.9%	85
Discussing teaching with my peers, on-campus or off		92.5%	123
Experimenting with new methods in my own classrooms		93.2%	124
Adopting and using new textbooks that influence my teaching		72.2%	96
Asking students what methods work best for them		85.0%	113
Reading contemporary research about cognition, including learning styles and learning disabilities		41.4%	55
Other (please specify)			5
		<i>answered question</i>	133
		<i>skipped question</i>	28

43. The College provides me with adequate support for professional development in the area of teaching.

		Response Percent	Response Count
Strongly Agree		6.2%	8
Agree		38.5%	50
Uncertain		26.9%	35
Disagree		24.6%	32
Strongly Disagree		3.8%	5
		<i>answered question</i>	130
		<i>skipped question</i>	31

44. I use detailed syllabi to plan and execute my courses.

		Response Percent	Response Count
Strongly Agree		57.1%	76
Agree		36.1%	48
Uncertain		2.3%	3
Disagree		3.8%	5
Strongly Disagree		0.8%	1
		<i>answered question</i>	133
		<i>skipped question</i>	28





45. I give my syllabus to students and make sure they understand it.

		Response Percent	Response Count
Strongly Agree		62.9%	83
Agree		36.4%	48
Uncertain		0.8%	1
Disagree		0.0%	0
Strongly Disagree		0.0%	0
		answered question	132
		skipped question	29






46. I am satisfied with the courses I am assigned to teach.

		Response Percent	Response Count
Strongly Agree		37.9%	50
Agree		56.1%	74
Uncertain		0.8%	1
Disagree		5.3%	7
Strongly Disagree		0.0%	0
		answered question	132
		skipped question	29





47. Students use library resources (print or online) as an integral part of my courses.

		Response Percent	Response Count
Always		25.0%	33
Often		31.8%	42
Sometimes		32.6%	43
Rarely		10.6%	14
Never		0.0%	0
Uncertain		0.0%	0
		<i>answered question</i>	132
		<i>skipped question</i>	29

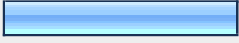
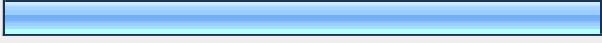


48. My courses require students to attain or increase proficiency in finding, using and evaluating information resources.

		Response Percent	Response Count
Strongly Agree		26.2%	34
Agree		49.2%	64
Uncertain		15.4%	20
Disagree		8.5%	11
Strongly Disagree		0.8%	1
		<i>answered question</i>	130
		<i>skipped question</i>	31





49. Students have access to the library and information resources necessary for my courses.

		Response Percent	Response Count
Strongly Agree		32.6%	42
Agree		63.6%	82
Uncertain		2.3%	3
Disagree		1.6%	2
Strongly Disagree		0.0%	0
		<i>answered question</i>	129
		<i>skipped question</i>	32

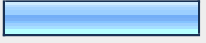
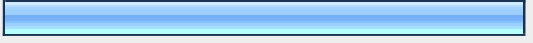
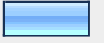
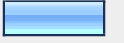

50. I am satisfied with the library resources available to my students.

		Response Percent	Response Count
Strongly Agree		25.6%	33
Agree		65.9%	85
Uncertain		7.0%	9
Disagree		1.6%	2
Strongly Disagree		0.0%	0
		<i>answered question</i>	129
		<i>skipped question</i>	32






51. I am satisfied with the library services available to my students.

		Response Percent	Response Count
Strongly Agree		35.7%	46
Agree		55.8%	72
Uncertain		7.8%	10
Disagree		0.8%	1
Strongly Disagree		0.0%	0
		answered question	129
		skipped question	32




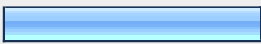

52. I am satisfied with the enrollment cap in my classes.

		Response Percent	Response Count
Strongly Agree		21.4%	28
Agree		57.3%	75
Uncertain		9.2%	12
Disagree		10.7%	14
Strongly Disagree		1.5%	2
		answered question	131
		skipped question	30






53. I am satisfied with the actual enrollment in my classes.

		Response Percent	Response Count
Strongly Agree		19.1%	25
Agree		61.8%	81
Uncertain		5.3%	7
Disagree		12.2%	16
Strongly Disagree		1.5%	2
		answered question	131
		skipped question	30






54. My department has enough full-time faculty to teach the students our courses attract.

		Response Percent	Response Count
Strongly Agree		3.9%	5
Agree		29.7%	38
Uncertain		15.6%	20
Disagree		28.1%	36
Strongly Disagree		22.7%	29
		answered question	128
		skipped question	33





55. My department has enough full-time faculty to adequately teach our field.

		Response Percent	Response Count
Strongly Agree		3.1%	4
Agree		31.0%	40
Uncertain		14.7%	19
Disagree		27.9%	36
Strongly Disagree		23.3%	30
		answered question	129
		skipped question	32

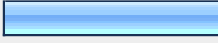
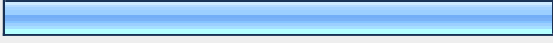


56. I am satisfied with the academic preparedness of our undergraduate students.

		Response Percent	Response Count
Strongly Agree		2.3%	3
Agree		35.2%	45
Uncertain		26.6%	34
Disagree		31.3%	40
Strongly Disagree		4.7%	6
		answered question	128
		skipped question	33






57. I adapt my teaching methods to the learning styles of my students.

		Response Percent	Response Count
Strongly Agree		20.9%	27
Agree		64.3%	83
Uncertain		14.0%	18
Disagree		0.8%	1
Strongly Disagree		0.0%	0
		<i>answered question</i>	129
		<i>skipped question</i>	32






58. I adapt my courses to the preparation levels of my students.

		Response Percent	Response Count
Strongly Agree		23.5%	31
Agree		60.6%	80
Uncertain		9.1%	12
Disagree		6.8%	9
Strongly Disagree		0.0%	0
		<i>answered question</i>	132
		<i>skipped question</i>	29





59. I am satisfied with the academic integrity of our students.

		Response Percent	Response Count
Strongly Agree		6.9%	9
Agree		58.5%	76
Uncertain		24.6%	32
Disagree		8.5%	11
Strongly Disagree		1.5%	2
		answered question	130
		skipped question	31



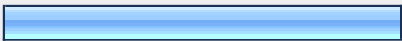

60. I am satisfied with the clarity of Saint Michael's statement with regard to academic integrity.

		Response Percent	Response Count
Strongly Agree		21.7%	28
Agree		69.8%	90
Uncertain		5.4%	7
Disagree		2.3%	3
Strongly Disagree		0.8%	1
		answered question	129
		skipped question	32





61. I am satisfied with the support my department provides me in dealing with academic integrity infractions in my classes.

		Response Percent	Response Count
Strongly Agree		22.7%	29
Agree		52.3%	67
Not Applicable		21.9%	28
Disagree		3.1%	4
Strongly Disagree		0.0%	0
		<i>answered question</i>	128
		<i>skipped question</i>	33




62. I am satisfied with the support the Academic Review Board provides me in dealing with academic integrity infractions in my classes.

		Response Percent	Response Count
Strongly Agree		11.5%	15
Agree		43.1%	56
Not Applicable		43.8%	57
Disagree		1.5%	2
Strongly Disagree		0.0%	0
		<i>answered question</i>	130
		<i>skipped question</i>	31

63. I am satisfied with the outcomes of the Academic Review Board's review of academic integrity infractions in my classes.

		Response Percent	Response Count
Strongly Agree		11.7%	15
Agree		33.6%	43
Not Applicable		52.3%	67
Disagree		2.3%	3
Strongly Disagree		0.0%	0
		<i>answered question</i>	128
		<i>skipped question</i>	33

64. My courses contribute to my department's goals for our majors.

		Response Percent	Response Count
Strongly Agree		68.5%	89
Agree		26.9%	35
Uncertain		4.6%	6
Disagree		0.0%	0
Strongly Disagree		0.0%	0
		<i>answered question</i>	130
		<i>skipped question</i>	31






65. My courses contribute to the goals of the liberal studies curriculum.

		Response Percent	Response Count
Strongly Agree		51.5%	68
Agree		34.8%	46
Uncertain		9.8%	13
Disagree		3.0%	4
Strongly Disagree		0.8%	1
		<i>answered question</i>	132
		<i>skipped question</i>	29





66. I am satisfied with the progress the faculty is making toward the development of a new curriculum.

		Response Percent	Response Count
Strongly Agree		3.8%	5
Agree		16.0%	21
Uncertain		42.7%	56
Disagree		22.9%	30
Strongly Disagree		14.5%	19
		<i>answered question</i>	131
		<i>skipped question</i>	30





67. I use a variety of methods for assessing student learning

		Response Percent	Response Count
Strongly Agree		40.8%	53
Agree		53.8%	70
Uncertain		2.3%	3
Disagree		2.3%	3
Strongly Disagree		0.8%	1
		answered question	130
		skipped question	31

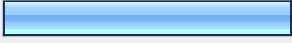
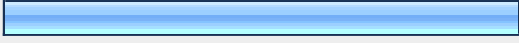



68. My methods for assessing students accurately reveal their learning in my classes.

		Response Percent	Response Count
Strongly Agree		32.6%	43
Agree		58.3%	77
Uncertain		8.3%	11
Disagree		0.8%	1
Strongly Disagree		0.0%	0
		answered question	132
		skipped question	29






69. My methods for assessing student learning have improved in the last 5 to 10 years.

		Response Percent	Response Count
Strongly Agree		32.8%	42
Agree		54.7%	70
Uncertain		9.4%	12
Disagree		3.1%	4
Strongly Disagree		0.0%	0
		answered question	128
		skipped question	33





70. I am familiar with expectations for student learning in my field.

		Response Percent	Response Count
Strongly Agree		31.5%	41
Agree		56.9%	74
Uncertain		9.2%	12
Disagree		1.5%	2
Strongly Disagree		0.8%	1
		answered question	130
		skipped question	31

71. The grades in my classes reflect the amount of learning each student has achieved.

		Response Percent	Response Count
Strongly Agree		24.8%	32
Agree		56.6%	73
Uncertain		16.3%	21
Disagree		1.6%	2
Strongly Disagree		0.8%	1
		<i>answered question</i>	129
		<i>skipped question</i>	32

72. Students in my classes are learning what they should be learning, in my opinion or according to the standards with which I am familiar.

		Response Percent	Response Count
Strongly Agree		30.5%	39
Agree		61.7%	79
Uncertain		7.0%	9
Disagree		0.8%	1
Strongly Disagree		0.0%	0
		<i>answered question</i>	128
		<i>skipped question</i>	33

73. I am satisfied that academic freedom in the classroom is protected at Saint Michael's College.

		Response Percent	Response Count
Strongly Agree		47.0%	62
Agree		40.9%	54
Uncertain		9.8%	13
Disagree		1.5%	2
Strongly Disagree		0.8%	1
		answered question	132
		skipped question	29

74. The NEASC report will require us to focus on areas for improvement and plans for change. In the space below, please name your top priority for improvement in this area. If you can, please suggest specific changes you would like to see and how and by whom they might be implemented. Also feel free to comment on or explain any of your answers above. (limit 500 characters).

		Response Count
		48
		answered question
		48
		skipped question
		113

75. My advising load is manageable, fair, and appropriate.






		Response Percent	Response Count
Strongly Agree		17.0%	19
Agree		47.3%	53
Uncertain		17.0%	19
Disagree		8.0%	9
Strongly Disagree		10.7%	12
		answered question	112
		skipped question	49

76. I have received adequate training and support to make me a good advisor.






		Response Percent	Response Count
Strongly Agree		14.2%	16
Agree		48.7%	55
Uncertain		23.0%	26
Disagree		8.0%	9
Strongly Disagree		6.2%	7
		<i>answered question</i>	113
		<i>skipped question</i>	48

77. I am satisfied with the advising technology (Knightvision) as a tool for advising students.

		Response Percent	Response Count
Strongly Agree		13.9%	16
Agree		52.2%	60
Uncertain		24.3%	28
Disagree		6.1%	7
Strongly Disagree		3.5%	4
		<i>answered question</i>	115
		<i>skipped question</i>	46

78. I am able to spend adequate advising time with each student each semester.			Response Percent	Response Count
Strongly Agree			12.6%	14
Agree			50.5%	56
Uncertain			21.6%	24
Disagree			10.8%	12
Strongly Disagree			4.5%	5
			answered question	111
			skipped question	50

79. The NEASC report will require us to focus on areas for improvement and plans for change. In the space below, please name your top priority for improvement in this area. If you can, please suggest specific changes you would like to see and how and by whom they might be implemented. Also feel free to comment on or explain any of your answers above. (limit 500 characters).		Response Count
		38
		answered question
		38
		skipped question
		123






80. In terms of the stated mission of the College, the level of scholarship expected at Saint Michael's is appropriate.			Response Percent	Response Count
Strongly Agree			1.6%	2
Agree			52.3%	67
Uncertain			28.1%	36
Disagree			17.2%	22
Strongly Disagree			0.8%	1
			answered question	128
			skipped question	33






81. In terms of the teaching load at the College, the level of scholarship expected is appropriate.

		Response Percent	Response Count
Strongly Agree		0.0%	0
Agree		39.5%	51
Uncertain		27.9%	36
Disagree		27.9%	36
Strongly Disagree		4.7%	6
		answered question	129
		skipped question	32





82. The College supports my scholarship.

		Response Percent	Response Count
Strongly Agree		6.5%	8
Agree		50.0%	62
Uncertain		28.2%	35
Disagree		12.1%	15
Strongly Disagree		3.2%	4
		answered question	124
		skipped question	37




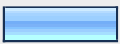

83. Over the course of a calendar year, I am able to find enough time for my own scholarship.			Response Percent	Response Count
Strongly Agree			0.8%	1
Agree			33.9%	41
Uncertain			20.7%	25
Disagree			33.1%	40
Strongly Disagree			11.6%	14
			answered question	121
			skipped question	40

84. I have never had to delay or forego a sabbatical because of a lack of coverage for my classes. (Skip this question if you have never applied for sabbatical.)			Response Percent	Response Count
Strongly Agree			36.5%	23
Agree			38.1%	24
Uncertain			17.5%	11
Disagree			4.8%	3
Strongly Disagree			3.2%	2
			answered question	63
			skipped question	98






85. I am familiar with the College's current sabbatical policy and application process.

		Response Percent	Response Count
Strongly Agree		25.6%	32
Agree		28.0%	35
Not Applicable/Uncertain		40.8%	51
Disagree		5.6%	7
Strongly Disagree		0.0%	0
		<i>answered question</i>	125
		<i>skipped question</i>	36






86. The current sabbatical options meet my scholarly/creative needs.

		Response Percent	Response Count
Strongly Agree		13.9%	17
Agree		23.0%	28
Not Applicable/Uncertain		45.9%	56
Disagree		12.3%	15
Strongly Disagree		4.9%	6
		<i>answered question</i>	122
		<i>skipped question</i>	39






87. I would support the addition of a sabbatical option for junior faculty.

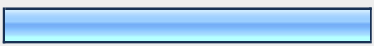

		Response Percent	Response Count
Strongly Agree		25.4%	32
Agree		29.4%	37
Not Applicable/Uncertain		28.6%	36
Disagree		11.9%	15
Strongly Disagree		4.8%	6
		<i>answered question</i>	126
		<i>skipped question</i>	35




88. I would support the addition of a year-long sabbatical at 75-80% pay.


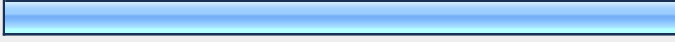
		Response Percent	Response Count
Strongly Agree		41.9%	52
Agree		29.8%	37
Not Applicable/Uncertain		19.4%	24
Disagree		6.5%	8
Strongly Disagree		2.4%	3
		<i>answered question</i>	124
		<i>skipped question</i>	37

89. I am satisfied with the financial resources available to me for research or creative activities.			Response Percent	Response Count
Strongly Agree			4.2%	5
Agree			28.3%	34
Uncertain			28.3%	34
Disagree			26.7%	32
Strongly Disagree			12.5%	15
			<i>answered question</i>	120
			<i>skipped question</i>	41

90. I am familiar with the College's internal grants available through the Faculty Development Committee.			Response Percent	Response Count
Strongly Agree			31.2%	39
Agree			45.6%	57
Uncertain			16.0%	20
Disagree			4.8%	6
Strongly Disagree			2.4%	3
			<i>answered question</i>	125
			<i>skipped question</i>	36

91. Since the year 2000, I have received an internal grant from the College in support of my scholarship or creative activity.			Response Percent	Response Count
Yes			40.3%	50
No			59.7%	74
			<i>answered question</i>	124
			<i>skipped question</i>	37

92. I am enrolled in "SMARTS," the email system that informs me of external grant options in my field.			Response Percent	Response Count
Yes			42.4%	53
No			45.6%	57
Unsure/Don't Know			12.0%	15
			answered question	125
			skipped question	36

93. Do you conduct research using human subjects?			Response Percent	Response Count
Yes			26.0%	33
No			74.0%	94
			answered question	127
			skipped question	34

94. I am familiar with and understand Saint Michael's ethical policies and procedures regarding research.			Response Percent	Response Count
Strongly Agree			28.6%	36
Agree			28.6%	36
Not Applicable			36.5%	46
Disagree			5.6%	7
Strongly Disagree			0.8%	1
			answered question	126
			skipped question	35

95. Do you conduct research that requires grants from outside agencies?				
			Response Percent	Response Count
Yes			27.0%	34
No			73.0%	92
			answered question	126
			skipped question	35

96. I am familiar with and understand Saint Michael's protocols for applying for and implementing grants from outside agencies.				
			Response Percent	Response Count
Strongly Agree			23.4%	29
Agree			23.4%	29
Not Applicable			38.7%	48
Disagree			14.5%	18
Strongly Disagree			0.0%	0
			answered question	124
			skipped question	37

97. I have access to the information and library resources necessary for my scholarship.				
			Response Percent	Response Count
Strongly Agree			31.7%	40
Agree			46.8%	59
Not Applicable			14.3%	18
Disagree			4.8%	6
Strongly Disagree			2.4%	3
			answered question	126
			skipped question	35

98. The NEASC report will require us to focus on areas for improvement and plans for change. In the space below, please name your top priority for improvement in this area. If you can, please suggest specific changes you would like to see and how and by whom they might be implemented. Also feel free to comment on or explain any of your answers above. (limit 500 characters).

		Response Count
		33
	<i>answered question</i>	33
	<i>skipped question</i>	128






99. The College provides me with opportunities for service that contribute to my professional development.

		Response Percent	Response Count
Strongly Agree		11.4%	14
Agree		54.5%	67
Uncertain		21.1%	26
Disagree		9.8%	12
Strongly Disagree		3.3%	4
		<i>answered question</i>	123
		<i>skipped question</i>	38





100. Serving on faculty committees is a vital and useful part of my work life at Saint Michael's College.

		Response Percent	Response Count
Strongly Agree		16.7%	20
Agree		52.5%	63
Uncertain		20.0%	24
Disagree		8.3%	10
Strongly Disagree		2.5%	3
		<i>answered question</i>	120
		<i>skipped question</i>	41





101. Faculty committees at Saint Michael's are given the authority and support they need to accomplish useful work.

		Response Percent	Response Count
Strongly Agree		7.5%	9
Agree		41.7%	50
Uncertain		34.2%	41
Disagree		10.8%	13
Strongly Disagree		5.8%	7
		answered question	120
		skipped question	41






102. The administration respects, supports, and values the work of faculty committees.

		Response Percent	Response Count
Strongly Agree		12.3%	15
Agree		49.2%	60
Uncertain		32.8%	40
Disagree		5.7%	7
Strongly Disagree		0.0%	0
		answered question	122
		skipped question	39






103. There are too many faculty committees.

		Response Percent	Response Count
Strongly Agree		11.6%	14
Agree		21.5%	26
Uncertain		41.3%	50
Disagree		25.6%	31
Strongly Disagree		0.0%	0
		<i>answered question</i>	121
		<i>skipped question</i>	40






104. I am satisfied with the level of service participation expected of me.

		Response Percent	Response Count
Strongly Agree		9.2%	11
Agree		64.2%	77
Uncertain		18.3%	22
Disagree		7.5%	9
Strongly Disagree		0.8%	1
		<i>answered question</i>	120
		<i>skipped question</i>	41






105. I am satisfied with the process for deciding the composition of committees.

		Response Percent	Response Count
Strongly Agree		9.1%	11
Agree		27.3%	33
Uncertain		46.3%	56
Disagree		10.7%	13
Strongly Disagree		6.6%	8
		<i>answered question</i>	121
		<i>skipped question</i>	40

106. The process for deciding the composition of committees is fair.

		Response Percent	Response Count
Strongly Agree		9.1%	11
Agree		32.2%	39
Uncertain		47.9%	58
Disagree		6.6%	8
Strongly Disagree		4.1%	5
		<i>answered question</i>	121
		<i>skipped question</i>	40






107. The process for deciding the composition of committees results in effective committees.

		Response Percent	Response Count
Strongly Agree		5.0%	6
Agree		26.4%	32
Uncertain		52.1%	63
Disagree		10.7%	13
Strongly Disagree		5.8%	7
		<i>answered question</i>	121
		<i>skipped question</i>	40

108. The NEASC report will require us to focus on areas for improvement and plans for change. In the space below, please name your top priority for improvement in this area. If you can, please suggest specific changes you would like to see and how and by whom they might be implemented. Also feel free to comment on or explain any of your answers above. (limit 500 characters).

		Response Count
		28
		<i>answered question</i>
		28
		<i>skipped question</i>
		133

109. I have read and understand the expectations of my department for tenure, promotion, and fifth-year review.

		Response Percent	Response Count
Strongly Agree		45.8%	55
Agree		33.3%	40
Uncertain		17.5%	21
Disagree		4.2%	5
Strongly Disagree		1.7%	2
		<i>answered question</i>	120
		<i>skipped question</i>	41






110. I have read and understand the expectations of the College for tenure, promotion, and fifth-year review.

		Response Percent	Response Count
Strongly Agree		43.3%	52
Agree		36.7%	44
Uncertain		17.5%	21
Disagree		3.3%	4
Strongly Disagree		1.7%	2
		answered question	120
		skipped question	41






111. I have been informed about and understand the evaluation process for tenure, promotion, and fifth-year review.

		Response Percent	Response Count
Strongly Agree		41.2%	49
Agree		36.1%	43
Uncertain		19.3%	23
Disagree		4.2%	5
Strongly Disagree		1.7%	2
		answered question	119
		skipped question	42






112. I am satisfied that the evaluation process for tenure, promotion, and fifth-year review is fair.

		Response Percent	Response Count
Strongly Agree		28.6%	34
Agree		39.5%	47
Uncertain		27.7%	33
Disagree		5.0%	6
Strongly Disagree		1.7%	2
		answered question	119
		skipped question	42






113. I am satisfied with the methods we use to evaluate teaching.

		Response Percent	Response Count
Strongly Agree		3.2%	4
Agree		28.0%	35
Uncertain		33.6%	42
Disagree		28.0%	35
Strongly Disagree		9.6%	12
		answered question	125
		skipped question	36






114. I am concerned that the College sometimes loses good faculty because the criteria for tenure and promotion are not fair.

		Response Percent	Response Count
Strongly Agree		4.2%	5
Agree		5.0%	6
Uncertain		49.6%	59
Disagree		27.7%	33
Strongly Disagree		16.0%	19
		<i>answered question</i>	119
		<i>skipped question</i>	42






115. I am concerned that the College sometimes loses good faculty because tenure and promotion evaluation is not implemented appropriately.

		Response Percent	Response Count
Strongly Agree		3.3%	4
Agree		8.3%	10
Uncertain		42.5%	51
Disagree		31.7%	38
Strongly Disagree		16.7%	20
		<i>answered question</i>	120
		<i>skipped question</i>	41

116. [FOR JUNIOR FACULTY, NON-TENURE-TRACK, AND PART-TIME FACULTY:] The chair of my department had done a good job of helping me understand the expectations of the College, the evaluation process, and the impact of these on my future at the College.

		Response Percent	Response Count
Strongly Agree		25.4%	16
Agree		47.6%	30
Uncertain		11.1%	7
Disagree		12.7%	8
Strongly Disagree		3.2%	2
		<i>answered question</i>	63
		<i>skipped question</i>	98







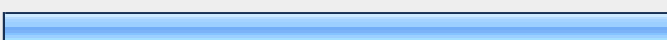


117. [FOR JUNIOR FACULTY, NON-TENURE-TRACK, AND PART-TIME FACULTY:] The Dean of the College has done a good job of helping me understand the expectations of the College, the evaluation process, and the impact of these on my future at the College.

		Response Percent	Response Count
Strongly Agree		16.1%	10
Agree		38.7%	24
Uncertain		21.0%	13
Disagree		21.0%	13
Strongly Disagree		3.2%	2
		<i>answered question</i>	62
		<i>skipped question</i>	99






118. The NEASC report will require us to focus on areas for improvement and plans for change. In the space below, please name your top priority for improvement in this area. If you can, please suggest specific changes you would like to see and how and by whom they might be implemented. Also feel free to comment on or explain any of your answers above. (limit 500 characters).

		Response Count
		26
<i>answered question</i>		26
<i>skipped question</i>		135






119. Please indicate in which building you normally teach (choose all that apply).

		Response Percent	Response Count
Bergeron Educational Center		5.9%	8
Cheray Science Hall		19.1%	26
Durick Library		3.7%	5
Jeanmarie Hall		61.8%	84
McCarthy Arts Center		5.9%	8
Ross Sports Center		1.5%	2
St. Edmund's Hall		73.5%	100
Sloane Art Center		1.5%	2
Other		2.9%	4
<i>answered question</i>			136
<i>skipped question</i>			25






120. I am satisfied with the classrooms in which my classes are held.

		Response Percent	Response Count
Strongly Agree		14.2%	19
Agree		66.4%	89
Uncertain		3.7%	5
Disagree		13.4%	18
Strongly Disagree		2.2%	3
		answered question	134
		skipped question	27






121. I sometimes must shift the time of a class in order to obtain an appropriate room.

		Response Percent	Response Count
Strongly Agree		6.1%	8
Agree		31.3%	41
Uncertain		6.1%	8
Disagree		42.7%	56
Strongly Disagree		13.7%	18
		answered question	131
		skipped question	30






122. I am satisfied with the times at which my classes are offered.

		Response Percent	Response Count
Strongly Agree		19.4%	26
Agree		71.6%	96
Uncertain		3.7%	5
Disagree		4.5%	6
Strongly Disagree		0.7%	1
		<i>answered question</i>	134
		<i>skipped question</i>	27






123. I am satisfied with the availability of electronic equipment (such as video projectors or computers) in the classrooms in which I regularly teach.

		Response Percent	Response Count
Strongly Agree		26.9%	35
Agree		56.2%	73
Uncertain		3.8%	5
Disagree		12.3%	16
Strongly Disagree		0.8%	1
		<i>answered question</i>	130
		<i>skipped question</i>	31





124. I am satisfied with the supplies (such as blackboards or whiteboard markers) in the classrooms in which I regularly teach.

		Response Percent	Response Count
Strongly Agree		13.5%	18
Agree		56.4%	75
Uncertain		5.3%	7
Disagree		21.1%	28
Strongly Disagree		3.8%	5
		<i>answered question</i>	133
		<i>skipped question</i>	28






125. I am satisfied with the physical environment (such as the lighting, furniture, or heating) in the classrooms in which I regularly teach.

		Response Percent	Response Count
Strongly Agree		12.8%	17
Agree		55.6%	74
Uncertain		5.3%	7
Disagree		22.6%	30
Strongly Disagree		3.8%	5
		<i>answered question</i>	133
		<i>skipped question</i>	28

126. I am satisfied with the training available for using technology in the classrooms.

		Response Percent	Response Count
Strongly Agree		38.6%	51
Agree		53.8%	71
Not Applicable		5.3%	7
Disagree		2.3%	3
Strongly Disagree		0.0%	0
		answered question	132
		skipped question	29

127. I am satisfied with the reliability of technology performance in the classrooms in which I teach.

		Response Percent	Response Count
Strongly Agree		17.8%	23
Agree		57.4%	74
Not Applicable		4.7%	6
Disagree		17.8%	23
Strongly Disagree		2.3%	3
		answered question	129
		skipped question	32






128. I am satisfied with the IT response to difficulties in the classroom when there is a problem with technology.

		Response Percent	Response Count
Strongly Agree		37.4%	49
Agree		52.7%	69
Not Applicable		5.3%	7
Disagree		3.8%	5
Strongly Disagree		0.8%	1
		answered question	131
		skipped question	30

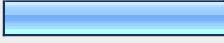
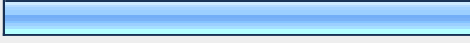
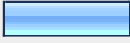


129. I am satisfied with the technology and assistance to faculty in the designated faculty development lab.

		Response Percent	Response Count
Strongly Agree		44.2%	57
Agree		37.2%	48
Not Applicable		17.1%	22
Disagree		1.6%	2
Strongly Disagree		0.0%	0
		answered question	129
		skipped question	32






130. I am satisfied with the physical resources (office space, equipment, etc.) for my research or creative activities.

		Response Percent	Response Count
Strongly Agree		16.9%	22
Agree		50.0%	65
Not Applicable		15.4%	20
Disagree		12.3%	16
Strongly Disagree		5.4%	7
		answered question	130
		skipped question	31






131. I am satisfied with the computer hardware and software I have access to while engaging in research activities.

		Response Percent	Response Count
Strongly Agree		24.2%	32
Agree		51.5%	68
Not Applicable		13.6%	18
Disagree		9.8%	13
Strongly Disagree		0.8%	1
		answered question	132
		skipped question	29

132. I am satisfied with the parking available to me.

		Response Percent	Response Count
Strongly Agree		22.6%	30
Agree		51.9%	69
Uncertain		4.5%	6
Disagree		13.5%	18
Strongly Disagree		7.5%	10
		answered question	133
		skipped question	28

133. I am satisfied with my office space.

		Response Percent	Response Count
Strongly Agree		26.9%	35
Agree		49.2%	64
Uncertain		1.5%	2
Disagree		16.9%	22
Strongly Disagree		5.4%	7
		answered question	130
		skipped question	31

134. I am satisfied with the physical resources (offices, labs, meeting spaces, etc.) of my department as a whole.			Response Percent	Response Count
Strongly Agree			9.8%	13
Agree			50.4%	67
Uncertain			9.0%	12
Disagree			23.3%	31
Strongly Disagree			7.5%	10
			<i>answered question</i>	133
			<i>skipped question</i>	28

135. I am satisfied that the location/configuration of my department facilitates faculty/student interaction.			Response Percent	Response Count
Strongly Agree			14.2%	19
Agree			48.5%	65
Uncertain			7.5%	10
Disagree			22.4%	30
Strongly Disagree			7.5%	10
			<i>answered question</i>	134
			<i>skipped question</i>	27

136. The NEASC report will require us to focus on areas for improvement and plans for change. In the space below, please name your top priority for improvement in this area. If you can, please suggest specific changes you would like to see and how and by whom they might be implemented. Also feel free to comment on or explain any of your answers above. (limit 500 characters).		Response Count
		42
		<i>answered question</i>
		42
		<i>skipped question</i>
		119